

ON ACCESS & POWER ESS & POWER IN INTEGRATION

— STREAMLINE DESIGN & DEPLOYMENT

Altronix

TRIVIE™

The background of the advertisement features a large, dark image of an Altronix TROVE access control enclosure. The enclosure is shown from a front-three-quarter view, with its door open to reveal the internal components. The interior is populated with several blue printed circuit boards (PCBs) mounted on a white backplane. These boards are interconnected with a complex network of red, white, and black wires. The enclosure itself is a dark, industrial-grade metal. The Altronix logo, consisting of a stylized 'A' inside a circle, is positioned to the left of the word 'Altronix'. Below this, the word 'TROVE' is written in a large, bold, white, sans-serif font. The overall lighting is dim, emphasizing the internal components of the enclosure.

Altronix TROVE

Easily combine Altronix power and accessories with access controllers from the industry's leading manufacturers - Reducing installation and labor costs!

- Trove streamlines access control design and deployment, increasing profits and ROI.
- Removable backplanes allow you to configure and test prior to on-site installation.
- Trove enclosures are available in different sizes and configurations to meet your project scope – including wall mount, rack mount and outdoor models.
- **Pre-configured kits are available with power distribution, finger duct and wire assemblies.**
- Combine both access and intrusion modules for various brands - all in one enclosure, for added value!
- Optional LINQ™ Networked Power Management Technology allows you remotely monitor, control and report power/diagnostics, streamlining service and maintenance operations by leveraging the network.
- Altronix products are TAA & NDAA compliant
- Our free online Trove System Design tool simplifies the design and product selection process: www.altronix.com/system_design_tools/trove



TROVE1

- Knockouts accommodate up to 1.5" conduit
 - Accommodates two (2) 12VDC/7AH batteries
- Dimensions: 18" H x 14.5" W x 4.625" D

TROVE2

- Knockouts accommodate up to 2.0" conduit
 - Accommodates four (4) 12VDC/12AH batteries
- Dimensions: 27.25" H x 21.75" W x 6.5" D

Altronix Model	Power Supply/Charger(s)	Description/Sub-Assemblies	System Capacity	Compatible Azure Models
Trove 1 Series - Accommodates Altronix Distribution with Controllers				
TROVE1AA1	N/A	Enclosure + Backplane	4-Doors	BLU-IC2, BLU-IC4, BLU-IO168, RI2M
TAA1	N/A	Backplane only		
Trove 1 Series Pre-assembled Kits				
T1AAK34S	AL600ULXB	ACM4, VR6, PDS8	4-Doors	
T1AAK3F4S	eFlow6NB			
T1AAK34SD	AL600ULXB	ACM4CB, VR6, PDS8CB		
T1AAK3F4SD	eFlow6NB			
220VAC units available upon request, add suffix "V" (T1AAK14SV)				



T1AAK3F4S
8-Door Access System with Power

Altronix Model	Power Supply/Charger(s)	Description/Sub-Assemblies	System Capacity	Compatible Azure Models
Trove 2 Series - Accommodates Altronix Distribution with Controllers				
TROVE2AA2	N/A	Enclosure + Backplane	8-Doors	BLU-IC2, BLU-IC4, BLU-IO168, RI2M, RI4M
TAA2	N/A	Backplane only		
Trove 2 Series Pre-assembled Kits				
T2AAK78S	AL1024ULXB2	ACMS8, VR6, PDS8	8-Doors	
T2AAK7F8S	eFlow104NB			
T2AAK78SD	AL1024ULXB2	ACMS8CB, VR6, PDS8CB		
T2AAK7F8SD	eFlow104NB	ACMS12, VR6, PDS16	12-Doora	
T2AAK7F12S		ACMS12CB, VR6, PDS16CB		
T2AAK7F12SD				
220VAC units available upon request, add suffix "V" (T2AAK7FSV)				




T2AAK7F8SD
8-Door Access System with Power

Pre-wired Access and Power Integration Kits


Altronix Model	Description	System Capacity	Compatible Azure Models
<i>Trove1 Series - Includes Power Distribution, Wire Assemblies for Controllers and Wire Magnets for Management</i>			
Fuse Protected Models			
T1AA3CK1	Trove1AA1 with eFlow6NB, ACM4, VR6, PDS8, RSB1	4-Doors	1 - BLU-IC4
T1AA3CK2	Trove1AA1 with eFlow6NB, ACM4, VR6, PDS8, RSB1	4-Doors	1 - BLU-IC2, 1 - RI2M
T1AA3CK3	Trove1AA1 with eFlow6NB, ACM4, VR6, PDS8, RSB1	4-Doors	2 - RI2M
PTC Protected Models			
T1AA3CK1D	Trove1AA1 with eFlow6NB, ACM4CB, VR6, PDS8, RSB1	4-Doors	1 - BLU-IC4
T1AA3CK2D	Trove1AA1 with eFlow6NB, ACM4CB, VR6, PDS8, RSB1	4-Doors	1 - BLU-IC2, 1 - RI2M
T1AA3CK3D	Trove1AA1 with eFlow6NB, ACM4CB, VR6, PDS8, RSB1	4-Doors	2 - RI2M

220VAC units available upon request, add suffix "V" (T1AA3CK2V)




Pre-wired Rack Access and Power Integration Kits

Altronix Model	Description	System Capacity	Compatible Azure Models
<i>Trove1R Series - Includes Power Distribution, Wire Assemblies for Controllers and Wire Magnets for Management</i>			
Fuse Protected Models			
T1RAA3CK1	Trove1AA1R with eFlow6NB, ACM4, VR6, PDS8, RSB1	4-Doors	1 - BLU-IC4
T1RAA3CK2	Trove1AA1R with eFlow6NB, ACM4, VR6, PDS8, RSB1	4-Doors	1 - BLU-IC2, 1 - RI2M
T1RAA3CK3	Trove1AA1R with eFlow6NB, ACM4, VR6, PDS8, RSB1	4-Doors	2 - RI2M
PTC Protected Models			
T1RAA3CK1D	Trove1AA1R with eFlow6NB, ACM4CB, VR6, PDS8, RSB1	4-Doors	1 - BLU-IC4
T1RAA3CK2D	Trove1AA1R with eFlow6NB, ACM4CB, VR6, PDS8, RSB1	4-Doors	1 - BLU-IC2, 1 - RI2M
T1RAA3CK3D	Trove1AA1R with eFlow6NB, ACM4CB, VR6, PDS8, RSB1	4-Doors	2 - RI2M
220VAC units available upon request, add suffix "V" (T1RAA3CK2V)			




Power Supply/Chargers for TROVE Series

Altronix Model	Altronix Model with Removable AC Terminal Block	Total Output Power	Number of Outputs	Built-in Battery Charger	Input	Dimensions (L x W x H)
ULXB Series Power Supply/Chargers						
AL400ULXB2	N/A	12VDC @ 4A or 24VDC @ 3A	1	SLA	115VAC	7.1" x 4.5" x 1.44"
AL600ULXB		12VDC or 24VDC @ 6A				7.1" x 4.5" x 2.6"
AL1012ULXB		12VDC @ 10A				7.5" x 4.5" x 2.25"
AL1024ULXB2		24VDC @ 10A				8.4" x 4.5" x 1.95"
AL400ULXB2V		12VDC @ 4A or 24VDC @ 3A			220VAC	7.1" x 4.5" x 1.44"
AL600ULXB220		12VDC or 24VDC @ 6A				7.1" x 4.5" x 2.6"
AL1012ULXB220		12VDC @ 10A				7.5" x 4.5" x 2.25"
AL1024ULXB2V		24VDC @ 10A				8.4" x 4.5" x 1.95"
eFlow Series Power Supply/Chargers						
eFlow4NB	eFlow4NTB	12VDC or 24VDC @ 4A	1 Main Output, 1Aux. Output (1A)	SLA	115VAC	7.5" x 4.6" x 1.75"
eFlow6NB	eFlow6NTB	12VDC or 24VDC @ 6A				7.5" x 4.6" x 1.75"
eFlow102NB	eFlow102NTB	12VDC @ 10A				7.5" x 4.6" x 1.75"
eFlow104NB	eFlow104NTB	24VDC @ 10A				8.25" x 4.56" x 1.75"
eFlow4NBV	eFlow4NTBV	12VDC or 24VDC @ 4A			220VC	7.5" x 4.6" x 1.75"
eFlow6NBV	eFlow6NTBV	12VDC or 24VDC @ 6A				7.5" x 4.6" x 1.75"
eFlow102NBV	eFlow102NTBV	12VDC @ 10A				7.5" x 4.6" x 1.75"
eFlow104NBV	eFlow104NTBV	24VDC @ 10A				8.25" x 4.56" x 1.75"
Tango PoE Driven Power Supply/Charger						
Tango1B	N/A	12VDC up to 6.25A (75W) and 24VDC up to 3A (75W)	2	LiFePO4	90W 802.3bt PoE	7.625" x 4.125" x 1.25"



AL600ULXB



eFlow104NB

PoE Power Sourcing Equipment

Altronix Model	Description
NetWay1BT	Single Port 802.3bt Converter/Injector - 115/230VAC Input, 90W Output
NetWay8BT	8-Port Managed 802.3bt Midspan Injector supplies 90W per port (480W total power)




NetWay1BT



NetWay8BT

Altronix Model	Description	Number of Outputs	Dimensions
ACM4 / ACM4CB	4-Output Access Power Controller	4	5.175" x 3.36" x 1.25"
ACM8 / ACM8CB	8-Output Access Power Controller	8	8" x 4.5" 1.25"
ACMS8 / ACMS8CB	Dual Input, 8-Output Access Power Controller	8	8" x 4.5" 1.25"
ACMS8K1 / ACMS8CBK1	Dual Input, 8-Output Access Power Controller and Voltage Regulator Kit	8	8" x 4.5" 2.125"
ACMS12 / ACMS12CB	Dual Input, 12-Output Access Power Controller	12	8" x 4.5" 1.25"
LINQ8PD / LINQ8PDCB	Dual Input, 8-Output Network Power Distribution Module - Control, Monitor and report Power/Diagnostics	8	5.5" x 3.625" x 1.25"
LINQ8ACM / LINQ8ACMCB	Dual Input, 8-Output Network Power Access Power Controller - Control, Monitor and report Power/Diagnostics	8	8" x 4.5" x 1.25"
LPD	Low Power Disconnect Module (12/24VDC input)	N/A	2" x 2.75" 1"
MOM5	5-Output Power Distribution Module with Fire Alarm Interface	5	5.25" x 3.5" x 1"
NETWAY5A	5-Port Switch Board Facilitates Network Drops (10/100)	5	5.625" x 3.5" x 1"
NETWAY5B	5-Port Switch Board Facilitates Network Drops (10/100/1,000)	5	5.625" x 3.5" x 1"
NETWAY5P	5-Port Hardened PoE+ Switch Board	5	5.6" x 3.6" x 0.75"
NETWAY5PQ	5-Port Hardened Managed PoE+ Switch Board	5	5.6" x 3.6" x 0.75"
PD4UL / PD4ULCB	4-Output Power Distribution Module	4	5.21" x 3.25" x 1"
PD8UL / PD8ULCB	8-Output Power Distribution Module	8	5.21" x 3.25" x 1"
PDS8 / PDS8CB	Dual Input, 8-Output Power Distribution Module	8	5.375" x 3" x 1"
PDS8K1 / PDS8CBK1	Dual Input, 8-Output Power Distribution Module and Voltage Regulator Kit	8	5.375" x 3" x 2"
PD16W / PD16WCB	16-Output Power Distribution Module	16	5.875" x 6" x 0.95"
PDS16 / PDS16CB	Dual Input, 16-Output Power Distribution Module	16	5.375" x 3" x 1"
VR6	Stackable Voltage Regulator Converts a 24VDC input to 5VDC or 12VDC at 6A	1	5.375" x 3" x 1"
VR10	Stackable Voltage Regulator Converts a 24VDC input to 5VDC or 12VDC at 10A	1	5.375" x 3" x 1"



Stackable sub-assemblies save valuable enclosure space, allowing for more power distribution and access controllers.

Optional Accessories for TROVE Series

Altronix Model	Description	
BL3	18" Battery Leads (black and red)	
BL4	8" Battery Series Jumper (yellow)	
BL6	68" Battery Leads (black and red)	
BR1	Add-on mounting bracket. Mount additional Altronix sub-assemblies to the enclosure's side wall.	
BT126	12VDC / 7AH Rechargeable Battery	
BT1212	12VDC / 12AH Rechargeable Battery	
BTL125	Rechargeable 12V Lithium Iron Phosphate (LiFePO4) Battery	
CLK1	Thumb Lock. Fits Trove1, Trove2 and Trove3 enclosures.	
DNP1	Altronix DIN Rail Adapter Plate accommodates the following sub-assemblies: ACM4(CB), ACM8(CB), ACM8(CB), ACMS8(CB), ACMS12(CB), LINQ8PD(CB), LINQ8ACM(CB), MOM5, NETWAY5A, NETWAY5B, NETWAY5P, NETWAY5PQ, PD4UL(CB), PD8UL(CB), PDS8(CB), PDS16(CB)	
GB1	Altronix Adapter Plate for Genetec Synergis Cloud Link (For Mercury and HID/Vertx)	
MM4	Mounting Magnets. 26 lbs. holding force. Pack of 4.	
MM8	Mounting Magnets. 26 lbs. holding force. Pack of 8.	
MM12	Mounting Magnets. 26 lbs. holding force. Pack of 12.	
MM24	Mounting Magnets. 26 lbs. holding force. Pack of 24.	
PSC1	Power Supply Protective Cover (Includes standoffs)	
RSB1	Rocker Switch with Bracket - Includes single Master Power ON/OFF Switches and Wires	
RSB2	Rocker Switches with Bracket - Includes two (2) Master Power ON/OFF Switches and Wires	
SPACER1	5/8" Nylon female/female spacers (standoffs) with 6/32 screws. Pack of 25.	
SPACER3	5/8" Aluminum female/female spacers (standoffs) with 6/32 screws. Pack of 25.	
SPACER4	5/8" Nylon male/female spacers (standoffs) with 6/32 screws. Pack of 25.	
SPACER5	5/8" Nylon snap-on spacers (standoffs) with 6/32 screws. Pack of 32.	
SPACER6	1" Aluminum female/female spacers (standoffs) with 6/32 screws. Pack of 4.	
SPACER7	5/8" Aluminum male/female spacers (standoffs) with 6/32 screws. Pack of 25.	
SPACER8	1" Nylon female/female spacers (standoffs) with 6/32 screws. Pack of 4.	
SPACER9	5/8" Aluminum spacers (standoffs) with 4/40 screws. Pack of 8.	
TROVE2BWC	Wire trough/Battery enclosure compliments Trove2 enclosures to accommodate up to four (4) 12VDC/18AH batteries, or conceal side wiring (horizontal mount)	
TROVE3BWC	Wire trough/Battery enclosure compliments Trove3 enclosures to accommodate up to four (4) 12VDC/18AH batteries, or conceal wiring (horizontal mount)	
TROVE3SWC	Wire trough/Battery enclosure compliments Trove3 enclosures to accommodate up to four (4) 12VDC/40AH batteries, or conceal side wiring (vertical mount)	
WM5	Magnetic cable tie mount. Accommodates standard zip ties. 16 lbs. holding force. Pack of 5.	
WM10	Magnetic cable tie mount. Accommodates standard zip ties. 16 lbs. holding force. Pack of 10.	
WM25	Magnetic cable tie mount. Accommodates standard zip ties. 16 lbs. holding force. Pack of 25.	
WM100	Magnetic cable tie mount. Accommodates standard zip ties. 16 lbs. holding force. Pack of 100.	

BTL125

CLK1

DNP1

PSC1

RSB2

TROVE3SWC

WM5

Rev. 0824

ER INTEGRATIO GRATION ACCE CESS & POWER



140 58th Street | Brooklyn, NY 11220 | 718.567.8181 | info@altronix.com