


AL175ULX

Switching Power Supply/Charger

Altronix AL175ULX Switching Power Supply/Charger converts a 115VAC 60Hz input into two (2) individually PTC protected auto-resettable 12VDC or 24VDC outputs.



AL175ULX

Specifications

Input

Voltage	115VAC, 60Hz, 0.6A
Trigger	Access control trigger input

Outputs

Two (2) Class 2 Rated power-limited outputs

- Fail-Safe/Fail-Secure lock output (switched)
- Auxiliary power output (unswitched)

Voltage	12VDC or 24VDC selectable
Current	1.75A continuous max.
Other	Short circuit and thermal overload protection

Battery Charging

Type	Sealed lead acid or gel type
Failover	Upon AC loss, instantaneous

Batteries are sold separately

Fire Alarm Disconnect

Supervised	Latching or non-latching
------------	--------------------------

Supervision

AC Failure	Form "C" contacts
------------	-------------------

Indicators (LED)

Input	Input voltage is present
DC Output	Powered

Agency Listings

UL	UL294 (Access Control)
cUL	CSA Standard C22.2 No.205-M1983, Signal Equipment
CSFM	CSFM Approved

Physical and Environmental

Dimensions (H x W x D)

Enclosure:	13.5" x 13" x 3.25" (342.9mm x 330.2mm x 82.55mm)
Shipping:	15" x 13.875" x 4.75" (381mm x 352.4mm x 120.6mm)
Enclosure accommodates up to two (2) 12VDC/7AH batteries	

Weight (approx.)

Product:	8.4 lb. (3.81 kg)
Shipping:	9.4 lb. (4.26 kg)

Temperature

Operating:	0°C to 49°C (32°F to 120°F)
Storage:	- 20°C to 70°C (- 4°F to 158°F)

Relative Humidity

85% +/- 5%

BTU/Hr. (approx.)

12VDC:	11 BTU/Hr.
24VDC:	22 BTU/Hr.

Lifetime Warranty

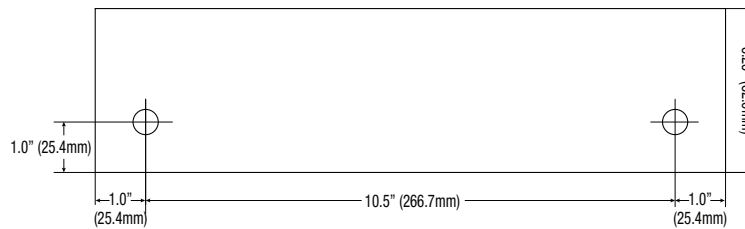
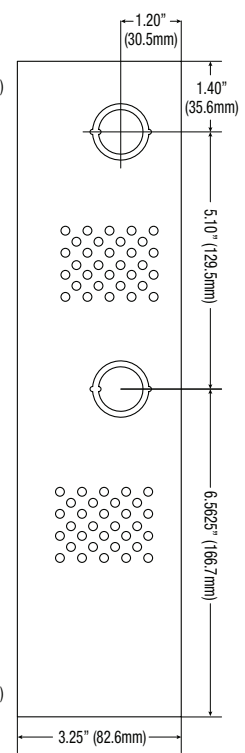
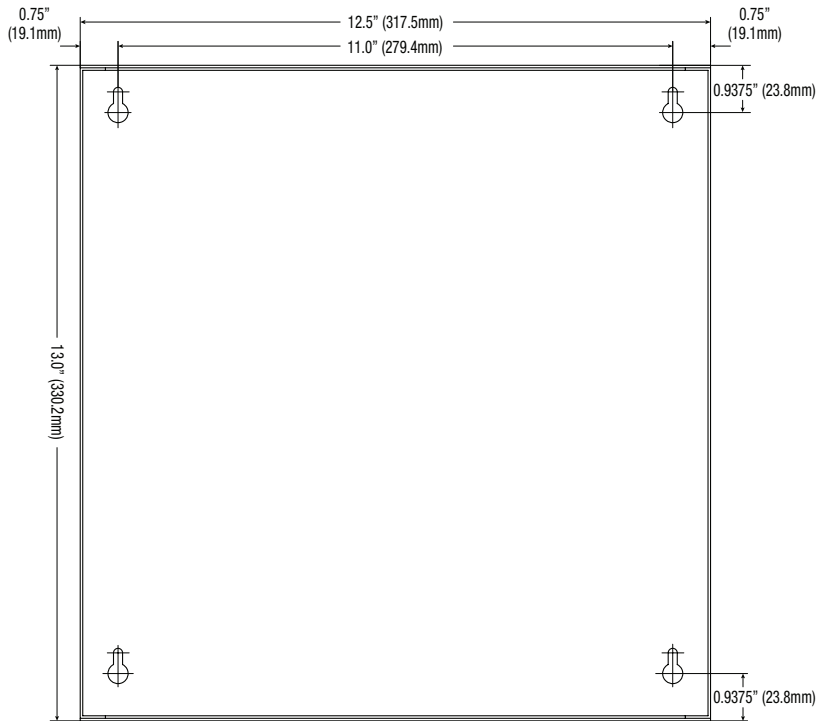
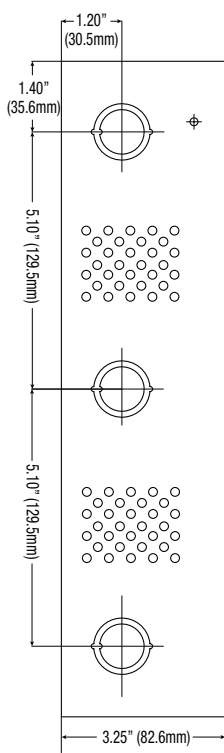
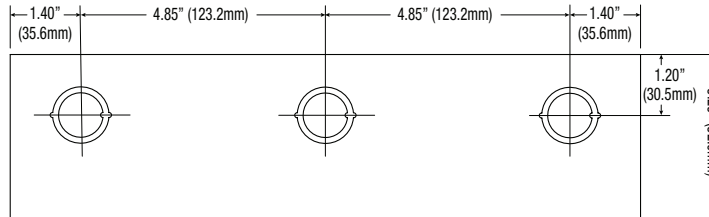
AL175ULX

Switching Power Supply/Charger

Dimensions and Drawing

Dimensions (H x W x D approximate)

13.5" x 13" x 3.25" (342.9mm x 330.2mm x 82.6mm)



Lifetime Warranty

Altronix Corporation | 140 58th St | Brooklyn, NY 11220 USA

phone: +1 718.567.8181 | fax: +1 718.567.9056 | email: info@altronix.com | www.altronix.com