

## T2PXK7F8Q (Kit)

Access & Power Integration Solution for Paxton



Altronix T2PXK7F8Q kit consists of Trove2 enclosure, TPX2 Paxton/Altronix backplane with one (1) 24VDC @ 10A power supply/charger, one (1) voltage regulator, one (1) networked fuse protected eight (8) output access power controller and one (1) networked fuse protected eight (8) dual output power distribution module. This kit also accommodates Paxton Net2 Plus or Paxton10 boards for up to eight (8) doors in a single enclosure. Trove simplifies board layout and wire management, reduces installation time and labor costs.



Paxton Access



*Paxton boards are not included*

### Key Features

- 24VDC power supply/charger
- Accommodates the following Paxton modules:  
Net2 Plus, Paxton10
- Convenient knockout configuration:
  - One (1) single knockout 2.415" (2" Conduit)
  - Sixteen (16) double knockouts  
1.362" (1" Conduit) / 1.115" (3/4" Conduit)
- Programmable Features:
  - Fail-safe, fail-secure or auxiliary outputs
  - High & low voltage & current monitoring by output
  - Battery back-up by output
  - Any combination of the above
  - Monitor power supply(ies) input for voltage & current limits
  - Programmable timer events, user levels
  - Enable or disable alerts by type
  - Programmable alert reporting delay
- Enclosure accommodates up to four (4) 12VDC/12AH batteries
- 16 gauge galvanized steel backplane simplifies board layout and wire management
- Supervision
  - AC Fail
  - Low Battery and Battery Presence
  - Low power shutdown
- CE European Conformity
- Lifetime Warranty\*

*\*Altronix Power Supply/Chargers and Sub-Assemblies only*

## Specifications

### Power Supply/Charger (eFlow104NB):

<b>Input</b>	
Voltage	120VAC, 60Hz, 4.5A max.
Input Fuse	6.5A/250V
<b>Outputs</b>	
Voltage	24VDC
Current	10A continuous
Auxiliary	Class 2 power-limited @ 1A (unswitched)
Other	Overvoltage protection. Filtered and regulated

### Battery Charging

Capacity	12VDC/12AH (4 within enclosure) 40AH/65AH (requires separate enclosure)
Type	Sealed lead acid or gel type
Failover	Upon AC loss, instantaneous
Batteries are sold separately	

### Fire Alarm Disconnect

Supervised	Latching or non-latching
EOL	10K Resistor

### Supervision

AC Failure	Form "C" contacts
Battery	Form "C" contacts
<b>Low DC Power Shutdown</b>	
Shuts down DC output terminals if battery voltage drops below 70-75% for 24V units. Prevents deep battery discharge	

### Indicators (LED)

Input	120VAC is present
DC Output	Powered

### Network Access Power Controller (LINQ8ACM):

<b>Input</b>	
Voltage	24VDC from eFlow104NB and 12VDC from VR6
Input Fuses	15A/32V

### Outputs

Fuse protected outputs  
Any of the eight (8) fuse protected power outputs are selectable to follow power Input 1 or Input 2  
Individual outputs may be set to OFF position for servicing  
Output Fuses: 3A/32V

### Programming Features:

- Eight (8) Programmable Outputs:**
- Fail-safe, fail-secure or auxiliary outputs
  - Input controlled or manually controlled through software
  - High (over) and low (under) voltage and current monitoring by output
  - Multiple outputs may be programmed to be triggered by a single input
  - Battery back-up by output

- Eight (8) Programmable Trigger Inputs:**
- Normally open (NO), Normally closed (NC) or Open collector sink inputs
  - Wet Input (5VDC - 24VDC) with 10k resistor
  - Any combination of the above

- Other Programmable Trigger Inputs:**
- Monitor power supply(ies) input for voltage and current limits (high/low)
  - Input and output current calibration, Programmable timer events
  - Programmable user levels, Enable or disable alerts by type
  - Programmable alert reporting delay

### Indicators (LED)

Green AC LED:	indicates AC trouble condition
Green BAT LED:	indicates battery trouble condition
Green FACP LED:	indicates FACP disconnect is triggered
Flashing Blue Heartbeat LED:	indicates network connection
Individual OUT1 - OUT8 Red LEDs:	indicate outputs are triggered
Individual Voltage LEDs:	indicate 12VDC (Green) or 24VDC (Red)

### Network Power Distribution Module (LINQ8PD):

<b>Input</b>	
Voltage	24VDC from eFlow104NB and 12VDC from VR6
Input Fuses	15A/32V

### Outputs

Fuse protected outputs  
Any of the eight (8) fuse protected power outputs are selectable to follow power Input 1 or Input 2  
Individual outputs may be set to OFF position for servicing  
Output Fuses: 3A/32V

### Status Monitoring

Power Supply output voltage and load, Voltage and load of each output  
FACP trigger and reset status, Unit temperature (Celsius)  
Power Supply AC and Battery status, Battery health

### Reporting:

Windows Dashboard Alert messages  
E-mail notifications, Event Log tracks history

### Indicators (LED)

Bat Local	Charging current status
FACP	Triggered / Released
Input	Input signal
Out1 - Out8	Output status

### Voltage Regulator (VR6):

<b>Input</b>	
Voltage	24VDC from eFlow104NB
<b>Output</b>	
Voltage	12VDC
Current	6A continuous
Other	Surge suppression

### Indicators (LED)

Input	24VDC is present
Output	Powered

### T2PXK7F8Q Kit:

#### Agency Listings

CE	European Conformity
----	---------------------

#### Physical and Environmental

<b>Dimensions (H x W x D)</b>	
Enclosure:	27.25" x 21.5" x 6.5" (692.2mm x 546.1mm x 165.1mm)
Shipping:	32.5" x 26.5" x 11.125" (825.5mm x 673.1mm x 282.6mm)

#### Weight (approx.)

Product:	51.5 lb. (23.36 kg)
Shipping:	54.5 lb. (24.72 kg)

#### Temperature

Operating	0°C to 49°C (32°F to 120°F)
Storage	- 20°C to 70°C (- 4°F to 158°F)

#### Relative Humidity

Relative Humidity	85% +/- 5%
-------------------	------------

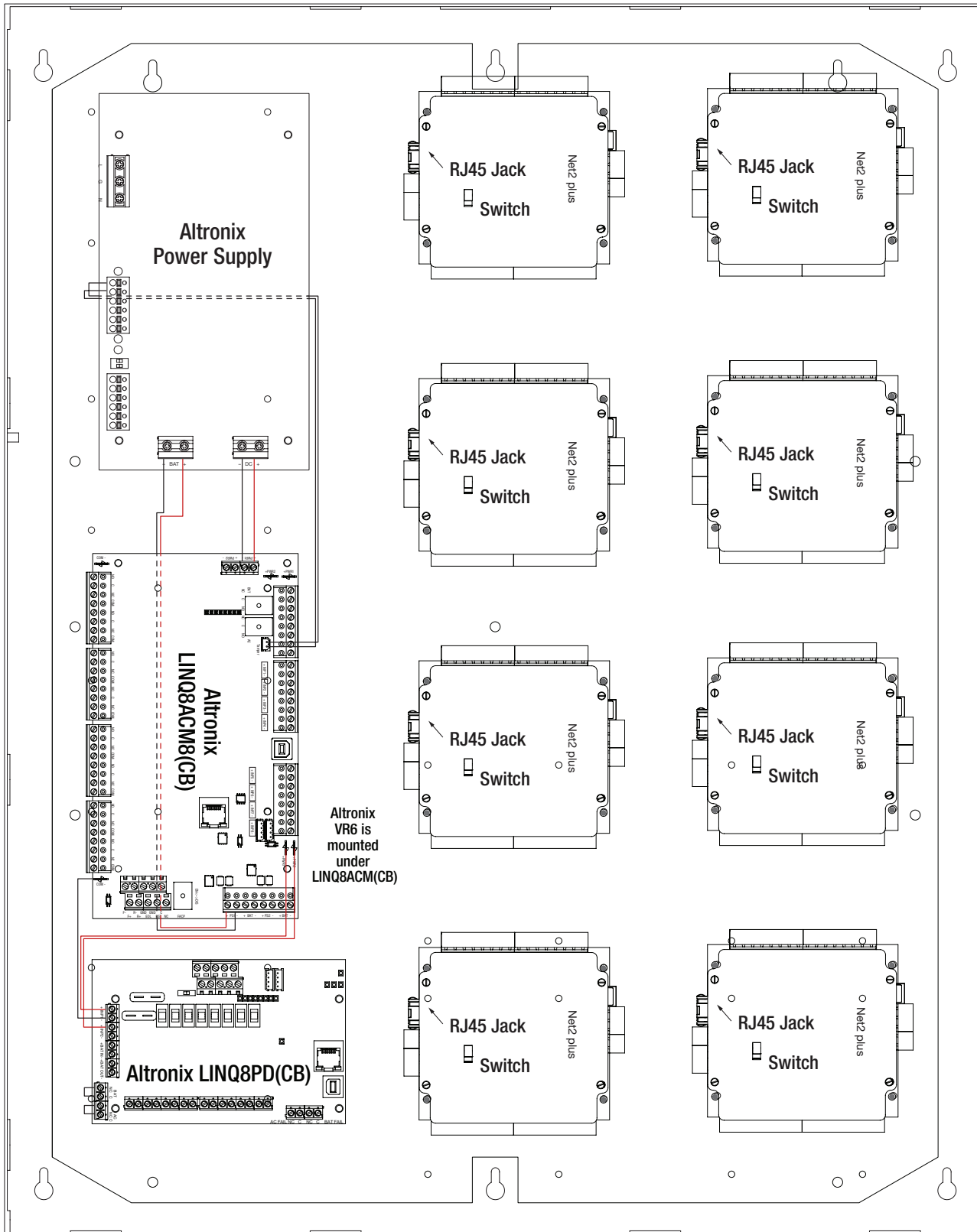
#### BTU/Hr (approx.):

BTU/Hr (approx.):	128 BTU/Hr.
-------------------	-------------

# T2PXK7F8Q (Kit)

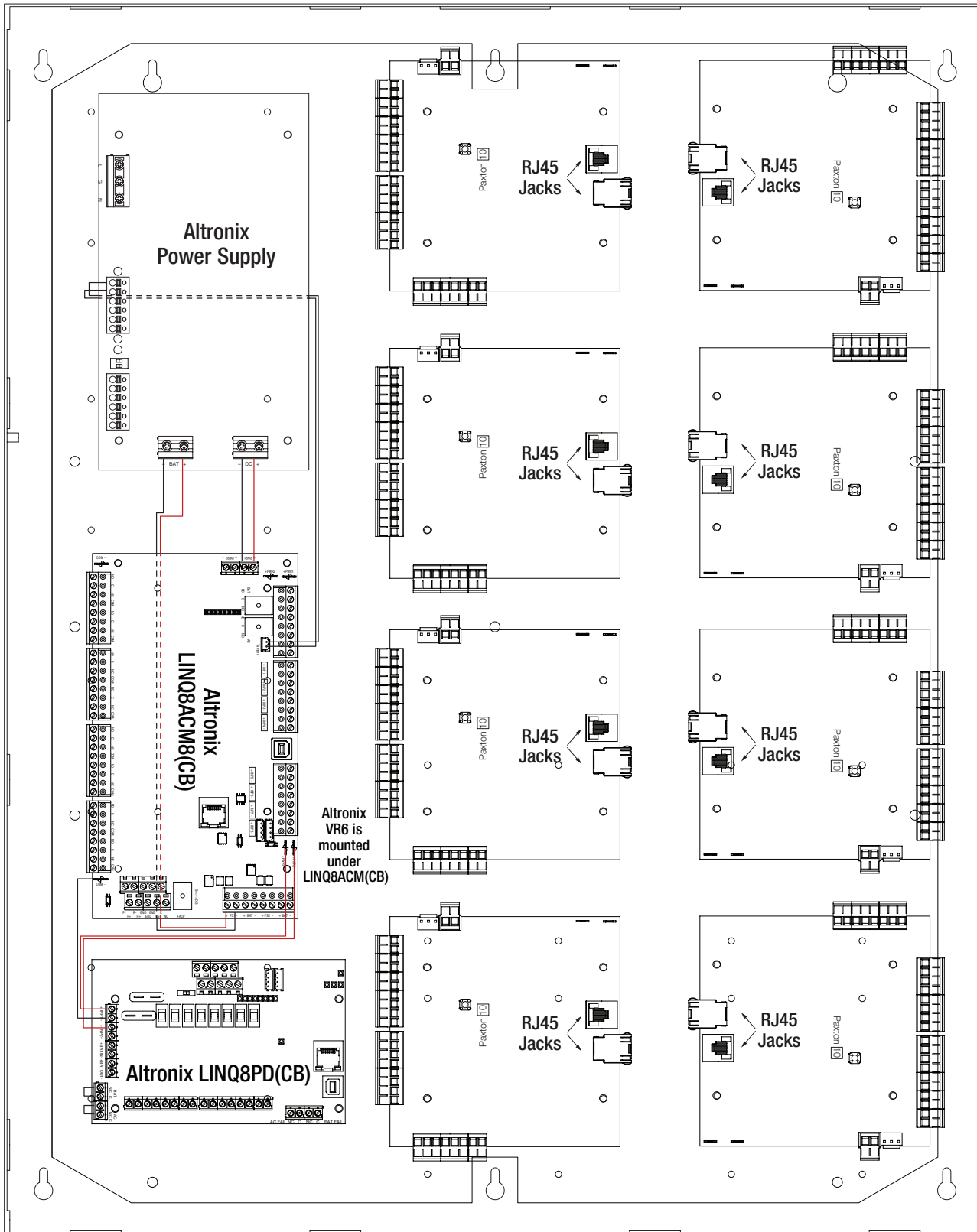
Access & Power Integration Solution for Paxton

T2PXK7F8Q with Paxton Net2 Plus Modules:



**T2PXK7F8Q (Kit)**  
 Access & Power Integration Solution for Paxton

T2PXK7F8Q with Paxton10 Modules:



**Accessories** (order separately)



WM5

**WM5, WM25, WM100 - Magnetic Cable Tie Mounts**


Altronix WM5, WM25, and WM100 are packs of 5, 25 or 100 magnetic cable tie mounts respectively. They accommodate standard zip ties or velcro straps. These are ideal for wire management in our Trove series.



Mounting Magnet

**MM4, MM8, MM12, MM24 - Magnetic Mounting Solution**

Altronix mounting magnets accommodate screws and nylon standoffs to allow for mounting various boards/ accessories in any metal enclosure or backplane.



BR1

**BR1 - Sub-Assembly Mounting Bracket**

Altronix BR1 mounting bracket is compatible with Altronix Maximal and Trove enclosures. It allows to mount one (1) PD4UL(CB), PD8UL(CB), ACM4(CB), MOM5, VR6, PDS8, NetWay5B or LINQ8PD(CB) sub-assembly on the enclosure's inside wall, saving valuable space.

Trove2BWC  
with  
batteries



Trove2BWC  
with  
wires



**TROVE2BWC - Battery/Wire Trough Enclosure**

Altronix Trove2BWC is a dual-purpose enclosure that can be used as wiring trough or battery cabinet when mounted above or below of the Trove2 integrated power and access solution. The knockouts on the Trove2BWC have been strategically placed to line up with the Trove2 allowing for easy conduit connections between cabinets. Trove2BWC includes cam locks and 2 tamper switches to ensure access to wiring and batteries is secure.

**Dimensions and Drawing**

Dimensions (H x W x D approximate)  
 27.25" x 21.5" x 6.5" (692.2mm x 546.1mm x 165.1mm)

