

T3HWK7516DV (Kit)

Access & Power Integration Solution for Honeywell



Altronix T3HWK7516DV kit consists of Trove3 enclosure, THW3 Honeywell/Altronix backplane and THWD2 Honeywell/Altronix door backplane with one (1) 24VDC @ 10A and one (1) 12VDC @ 10A power supply/chargers, two (2) 8-output PTC access power controllers and one (1) 8-output PTC power distribution module. Also featured is a rocker switch bracket with two (2) rocker switches.

THW3 backplane also accommodates up to six (6) Honeywell 4200 Series or WIN-PAK Series boards and up to two (2) Honeywell PRO22MX8/PW5K1MX8 boards for up to sixteen (16) doors in a single enclosure. THWD2 accommodates additional one (1) Honeywell PRO22MX8/PW5K1MX8 and up to six (6) Honeywell 4200 Series or WIN-PAK Series.

Trove simplifies board layout and wire management, reduces installation time and labor costs.



THE POWER OF **CONNECTED**



T3HWK7516DV

Honeywell boards are not included

Key Features

- 24VDC and 12VDC power supply/chargers
- Accommodates up to twelve (12) Honeywell 4200 Series or WIN-PAK Series boards and up to two (2) Honeywell PRO22MX8/PW5K1MX8 boards
- Convenient knockout configuration:
 - One (1) single knockout 2.415" (2" Conduit).
 - One (1) double knockout 1.948" (1.5" Conduit) / 1.701" (1.25" Conduit)
 - Sixteen (16) double knockouts 1.362" (1" Conduit) / 1.115" (3/4" Conduit)
- Supervision
 - AC Fail
 - Battery Fail and Battery Presence
- 16 AWG galvanized steel backplane simplifies board layout and wire management
- Enclosure accommodates up to four (4) 12VDC/12AH batteries
- Agency Listings:
 - CE European Conformity
- Lifetime Warranty*

**Altronix Power Supply/Chargers and Sub-Assemblies only*

Specifications

Power Supply 1 (AL1024XB2V):

Input	
Voltage	220VAC (working range 198VAC-256VAC), 50/60Hz, 2.5A
Input Fuse	5A/250V
Output	
Voltage	24VDC
Current	10A continuous supply current
Other	Overvoltage protection. Filtered and regulated

Power Supply 2 (AL1012XB220):

Input	
Voltage	220VAC (working range 198VAC-256VAC), 50/60Hz, 2.1A
Input Fuse	5A/250V
Output	
Voltage	12VDC
Current	10A continuous supply current
Other	Overvoltage protection. Filtered and regulated

Both Power Supplies:

Battery Charging

Capacity	12AH/12VDC (2 within enclosure) 40AH/65AH (requires separate enclosure)
Type	Sealed lead acid or gel type
Failover	Upon AC loss, instantaneous
Batteries are sold separately	

Supervision

AC Failure	Form "C" contacts
Battery	Form "C" contacts

Indicators (LED)

Input	220VAC is present
DC Output	Powered
Battery	Discharged or not connected

Power Distribution Module (PD8ULCB):

Input	
Voltage	12VDC from AL1012XB220
Outputs	
Voltage	12VDC
Output PTCs	2.5A
Indicators (LED)	
Green LED	DC Output

Two (2) Access Power Controllers (ACM8CB):

Input	
Voltage	24VDC from AL1024XB2V
Input Fuse	10A/250V
Outputs	
Voltage	24VDC
Eight (8) independently controlled PTC outputs:	
a) Fail-Safe and/or Fail-Secure power outputs	
Form "C" Relays rated 28VAC or VDC @ 2.5A	
b) Auxiliary power outputs (unswitched)	
c) Any combination of the above	
Output PTCs	2.5A
Indicators (LED)	
Red LEDs	Outputs are triggered (relays energized)
Green LED	FACP disconnect is triggered

T3HWK7516DV Kit:

Agency Listings

CE	European Conformity
----	---------------------

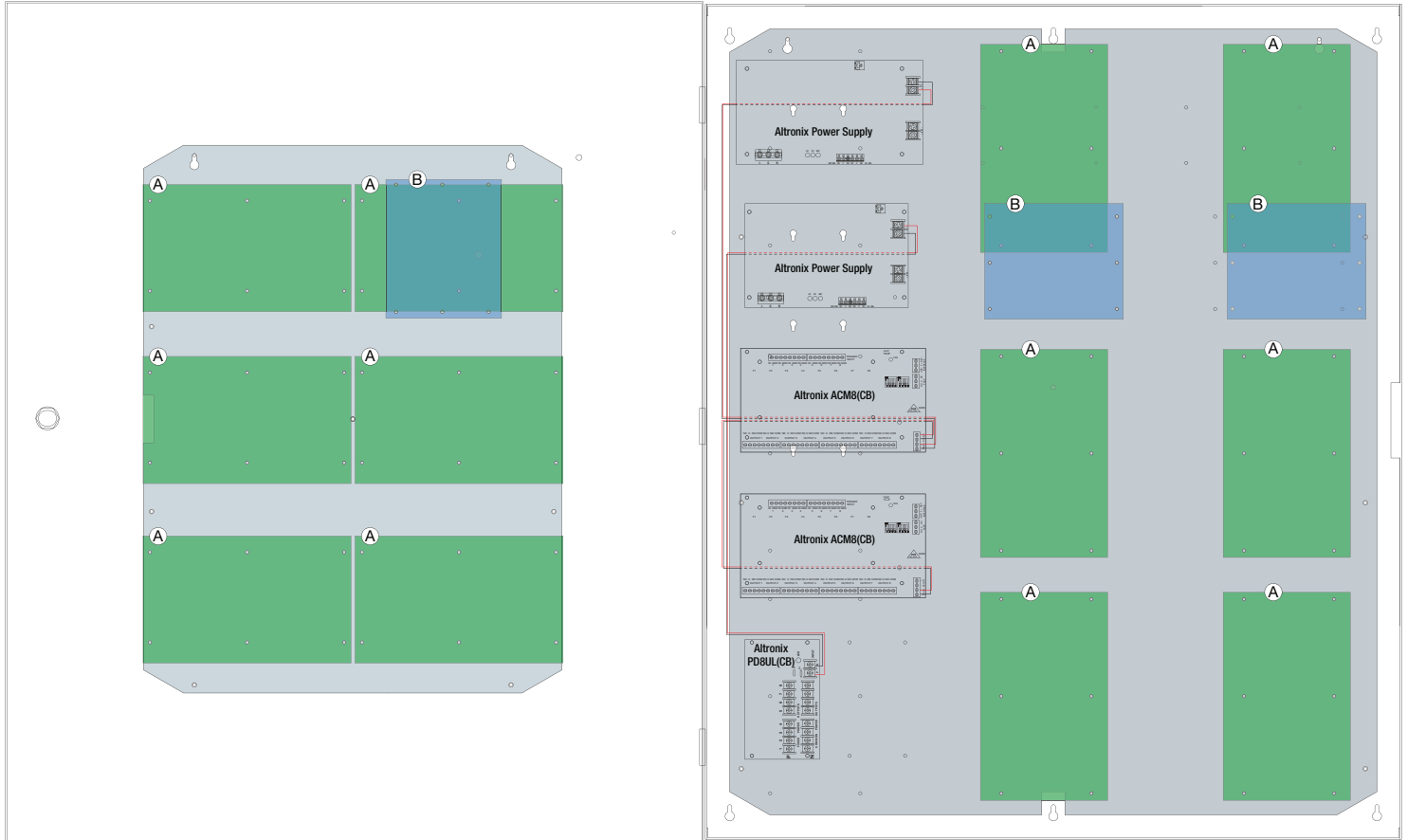
Physical and Environmental

Dimensions (H x W x D)	
Enclosure:	36.12" x 30.125" x 7.06" (917.5mm x 768.1mm x 179.3mm)
Shipping:	40.75" x 35.25" x 12" (1035.1mm x 895.4mm x 304.8mm)
Weight (approx.)	
Product:	85 lb. (38.6 kg)
Shipping:	92 lb. (41.73 kg)
Temperature	
Operating:	0°C to 49°C (32°F to 120°F)
Storage:	- 20°C to 70°C (- 4°F to 158°F)
Relative Humidity	85% +/- 5%
BTU/Hr. (approx.):	177 BTU/Hr.

Access Controller Position Chart for the Following Models:

Honeywell Win-Pak/ProWatch	Pem Mounting
PRO42IC, PRO42R2, PRO42IN, PRO42OUT, PW7K1IC, PW7K1R2, PW7K1IN, PW7K1OUT	(A)
PRO22MX8	(B)

THWD2 Door Backplane (Order Separately)



Accessories (order separately)



WM5

WM5, WM25, WM100 - Magnetic Cable Tie Mounts


Altronix WM5, WM25, and WM100 are packs of 5, 25 or 100 magnetic cable tie mounts respectively. They accommodate standard zip ties or velcro straps. These are ideal for wire management in our Trove series.



Mounting Magnet

MM4, MM8, MM12, MM24 - Magnetic Mounting Solution

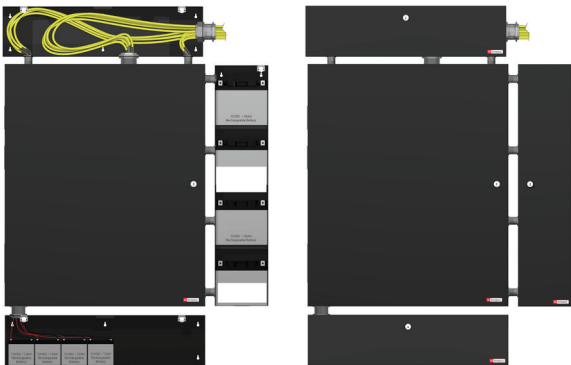
Altronix mounting magnets accommodate screws and nylon standoffs to allow for mounting various boards/ accessories in any metal enclosure or backplane.



BR1

BR1 - Sub-Assembly Mounting Bracket

Altronix BR1 mounting bracket is compatible with Altronix Maximal and Trove enclosures. It allows to mount one (1) PD4UL(CB), PD8UL(CB), ACM4(CB), MOM5, VR6, PDS8, NetWay5B or LINQ8PD(CB) sub-assembly on the enclosure's inside wall, saving valuable space.



Typical battery/wiring setup with Trove3 Enclosure (not included)

TROVE3BWC / TROVE3SWC - Battery/Wire Trough Enclosure

Altronix Trove3BWC and Trove3SWC are dual-purpose enclosures that can be used as wiring troughs or battery cabinets when mounted above or below (Trove3BWC) or on either side (Trove3SWC) of the Trove integrated power and access solution. The knockouts on the Trove3BWC and Trove3SWC have been strategically placed to line up with the Trove3 allowing for easy conduit connections between cabinets. Trove3BWC and Trove3SWC include cam locks and 2 tamper switches each to ensure access to wiring and batteries is secure.

Dimensions and Drawing

Dimensions (H x W x D approximate)
 36.12" x 30.12" x 7.06" (917.5mm x 768.1mm x 179.3mm)

