

## T3MK75F16ADQ

Access and Power Integration Solution for Mercury



Altronix T3MK75F16ADQ consists of Trove3 enclosure and TM3 Altronix & Mercury backplane with one 24VDC @ 10A and one 12VDC @ 10A power supply/chargers, two (2) eight (8) PTC protected output managed access control modules and two (2) eight (8) PTC protected output dual input power distribution modules. This kit also accommodates various combinations of Mercury\* boards for up to sixteen (16) doors in a single enclosure. Trove simplifies board layout and wire management, reduces installation time and labor costs.

**\*Also compatible with these authentic Mercury partners:**

AccessNsite, Avigilon, BadgePass, BluBox, Feenics, Genetec, Identocard, IMRON, Johnson Controls, Kastle, Keri Systems, Lenel/S2, LockState, Maxxess, Midpoint Security, NLSS, Open Options, Panasonic i-PRO MonitorCast, Quintron, RS2, S2 Security, Schneider Electric, Vanderbilt



T3MK75F16ADQ

*Mercury boards are not included*

### Key Features

- One (1) 24VDC and one (1) 12VDC power supply/chargers
- Accommodates the following Mercury controllers:  
LP1502, MR52, MR16IN, MR16OUT, LP2500, MUX8, MR62e, LP1501, MR50, and Genetec Synergis Cloud Link
- Convenient knockout configuration:
  - One (1) single knockout 2.415" (2" Conduit)
  - Two (2) double knockout  
1.948" (1.5" Conduit) / 1.701" (1.25" Conduit)
  - Thirteen (13) double knockouts  
1.362" (1" Conduit) / 1.115" (3/4" Conduit)
- 16 gauge galvanized steel backplane simplifies board layout and wire management
- Enclosure accommodates up to four (4) 12VDC/12AH batteries
- Supervision
  - AC Fail
  - Low Battery and Battery Presence
  - Low power shutdown
- Agency Listings:
  - All Altronix components of this Trove kit are UL Listed sub-assemblies. Please refer to the Sub-Assembly Installation Guides for further information
  - UL: UL294 - Access Control System
  - cUL: CAN/ULC - s319-05 - Electronic Access Control Systems
  - CE European Conformity
- Lifetime Warranty\*

*\*Altronix Power Supply/Chargers and Sub-Assemblies only*

## Specifications

### Power Supply/Charger 1 (eFlow104NB):

<b>Input</b>	
Voltage	120VAC, 60Hz, 4.5A
Input Fuse	6.3A/250V
<b>Output</b>	
Voltage	24VDC @ 10A.
Auxiliary	1A (unswitched)
Protection	Overvoltage protection. Filtered and regulated

### Power Supply/Charger 2 (eFlow102NB):

<b>Input</b>	
Voltage	120VAC, 60Hz, 3.5A
Input Fuse	5A/250V
<b>Output</b>	
Voltage	12VDC @ 10A
Auxiliary	1A (unswitched)
Protection	Overvoltage protection. Filtered and regulated

### Both Power Supplies:

#### Battery Charging

Capacity	12VDC/12AH (4 within enclosure) 40AH/65AH (requires separate enclosure)
Type	Sealed lead acid or gel type
Failover	Upon AC loss, instantaneous

Batteries are sold separately

#### Fire Alarm Disconnect

Supervised	Latching or non-latching
EOL	10K Resistor

#### Supervision

AC Failure	Form "C" contacts
Battery	Form "C" contacts

#### Low DC Power Shutdown

Shuts down DC output terminals if battery voltage drops below 71-73% for 12V units and 70-75% for 24V units (depending on the power supply)  
Prevents deep battery discharge

#### Indicators (LED)

AC Input	120VAC is present
DC Output	Powered
Battery	Discharged or not connected

### Two (2) Dual Input Power Distribution Modules (PDS8CB):

<b>Input</b>	
Voltage	24VDC from eFlow104NB and 12VDC from eFlow102NB
Input PTCs	9A

#### Outputs

Voltage	12VDC and/or 24VDC
Any of the eight (8) power outputs are selectable to follow power Input 1 or Input 2	
Individual outputs may be set to OFF position for servicing	
Output PTCs	2.5A

#### Indicators (LED)

DC Output	Eight (8) individual output LEDs
Green:	12VDC
Red:	24VDC

### Two (2) Network Access Power Controllers (LINQ8ACMCB):

<b>Input</b>	
Voltage	24VDC from eFlow104NB and 12VDC from eFlow102NB
Input PTCs	9A

#### Outputs

PTC protected outputs  
Any of the eight (8) PTC protected power outputs are selectable to follow power Input 1 or Input 2  
Individual outputs may be set to OFF position for servicing  
Output PTCs: 2.5A

#### Programming Features:

##### Eight (8) Programmable Outputs:

- Fail-safe, fail-secure or auxiliary outputs
- Input controlled or manually controlled through software
- High (over) and low (under) voltage and current monitoring by output
- Multiple outputs may be programmed to be triggered by a single input
- Battery back-up by output

##### Eight (8) Programmable Trigger Inputs:

- Normally open (NO), Normally closed (NC) or Open collector sink inputs
- Wet Input (5VDC - 24VDC) with 10k resistor
- Any combination of the above

##### Other Programmable Trigger Inputs:

- Monitor power supply(ies) input for voltage and current limits (high/low)
- Input and output current calibration, Programmable timer events
- Programmable user levels, Enable or disable alerts by type
- Programmable alert reporting delay

#### Indicators (LED)

<b>Green AC LED:</b>	indicates AC trouble condition
<b>Green BAT LED:</b>	indicates battery trouble condition
<b>Green FACP LED:</b>	indicates FACP disconnect is triggered
<b>Flashing Blue Heartbeat LED:</b>	indicates network connection
<b>Individual OUT1 - OUT8 Red LEDs:</b>	indicate outputs are triggered
<b>Individual Voltage LEDs:</b>	indicate 12VDC (Green) or 24VDC (Red)

### T3MK75F16ADQ Kit:

#### Agency Listings

CE	European Conformity
----	---------------------

#### Physical and Environmental

##### Dimensions (H x W x D)

Enclosure: 36.12" x 30.125" x 7.06" (917.5mm x 768.1mm x 179.3mm)  
Shipping 40.75" x 35.25" x 12" (1035.1mm x 895.4mm x 304.8mm)

##### Weight (approx.)

Product	85.6 lb. (38.83 kg)
Shipping	98.8 lb. (44.82 kg)

##### Temperature

Operating	0°C to 49°C (32°F to 120°F)
Storage	- 20°C to 70°C (- 4°F to 158°F)

##### Relative Humidity

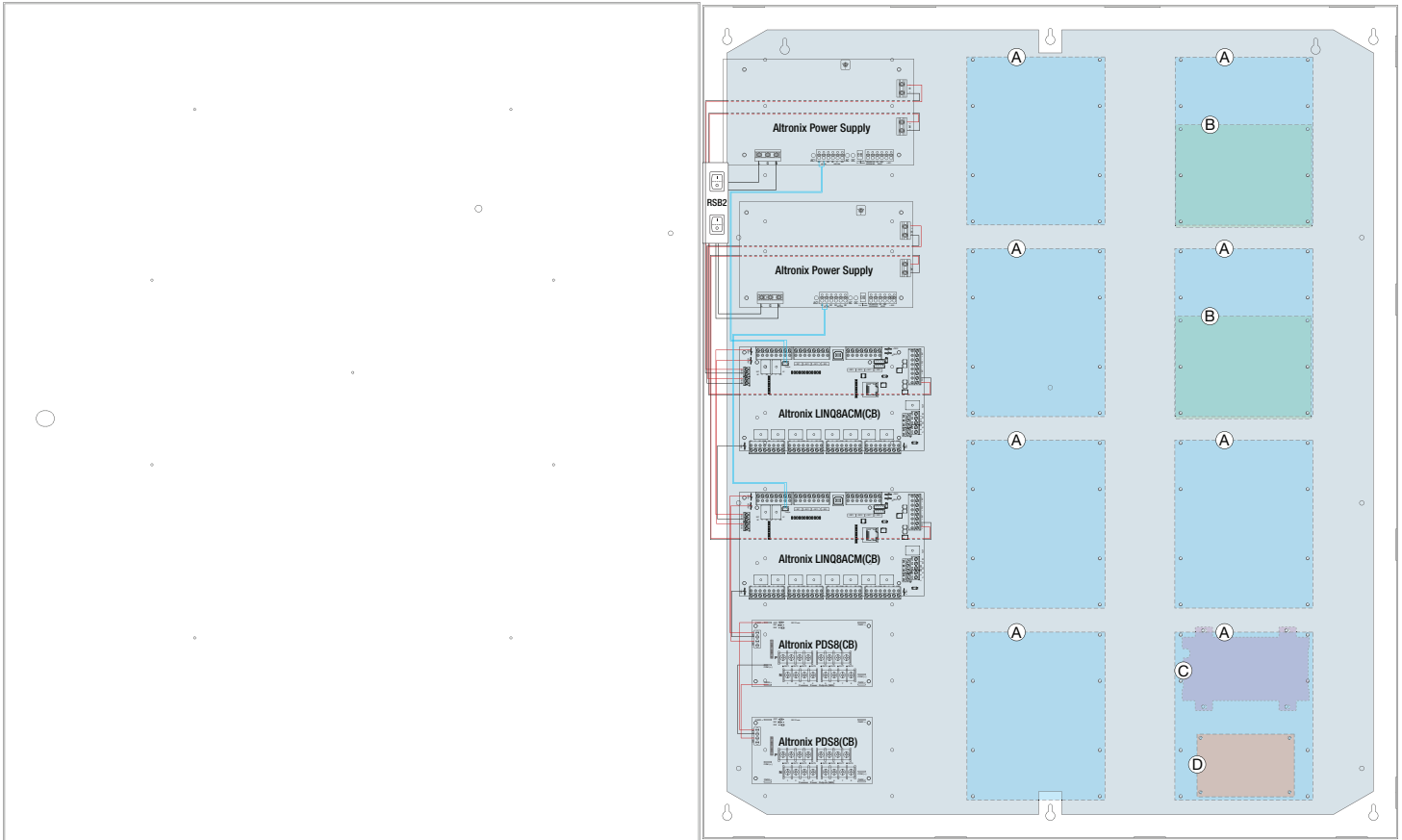
85% +/- 5%

##### BTU/Hr (approx.):

217 BTU/Hr.

**Access Controller Position Chart for the Following Models:**

Mercury	Pem Mounting
LP2500, MUX8	(A)
LP1502, LP4502, MR52, MR16IN, MR16OUT	(B)
LP1501, MR62e	(C)
MR50	(D)



## Accessories (order separately)



WM5

### WM5, WM25, WM100 - Magnetic Cable Tie Mounts


Altronix WM5, WM25, and WM100 are packs of 5, 25 or 100 magnetic cable tie mounts respectively. They accommodate standard zip ties or velcro straps. These are ideal for wire management in our Trove series.



Mounting Magnet

### MM4, MM8, MM12, MM24 - Magnetic Mounting Solution

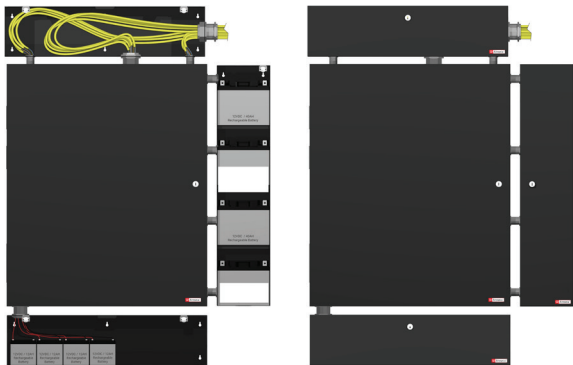
Altronix mounting magnets accommodate screws and nylon standoffs to allow for mounting various boards/accessories in any metal enclosure or backplane.



BR1

### BR1 - Sub-Assembly Mounting Bracket

Altronix BR1 mounting bracket is compatible with Altronix Maximal and Trove enclosures. It allows to mount one (1) PD4UL(CB), PD8UL(CB), ACM4(CB), MOM5, VR6, PDS8, NetWay5B or LINQ8PD(CB) sub-assembly on the enclosure's inside wall, saving valuable space.



Typical battery/wiring setup with Trove3 Enclosure (not included)

### TROVE3BWC / TROVE3SWC - Battery/Wire Trough Enclosure

Altronix Trove3BWC and Trove3SWC are dual-purpose enclosures that can be used as wiring troughs or battery cabinets when mounted above or below (Trove3BWC) or on either side (Trove3SWC) of the Trove integrated power and access solution. The knockouts on the Trove3BWC and Trove3SWC have been strategically placed to line up with the Trove3 allowing for easy conduit connections between cabinets. Trove3BWC and Trove3SWC include cam locks and 2 tamper switches each to ensure access to wiring and batteries is secure.

## Dimensions and Drawing

Dimensions (H x W x D approximate)

36.12" x 30.125" x 7.06" (917.5mm x 768.1mm x 179.3mm)

