



Isolated Series CCTV Power Supplies

Installation Guide

Models Include:

- ***ALTV248HI***
 - *24VAC @ 14A total output.*
 - *Eight (8) 1.75A Fuse Protected Isolated Outputs.*
- ***ALTV248CBHI***
 - *24VAC @ 14A total output.*
 - *Eight (8) 1.75A PTC Protected Isolated Outputs.*
- ***ALTV248MI***
 - *24VAC @ 12.5A total output.*
 - *Eight (8) 1.6A Fuse Protected Isolated Outputs.*
- ***ALTV248CBMI***
 - *24VAC @ 12.5A total output.*
 - *Eight (8) 1.6A PTC Protected Isolated Outputs.*
- ***ALTV2416I***
 - *24VAC @ 28A total output.*
 - *Sixteen (16) 1.75A Fuse Protected Isolated Outputs.*
- ***ALTV2416CBI***
 - *24VAC @ 28A total output.*
 - *Sixteen (16) 1.75A PTC Protected Isolated Outputs.*

Overview:

Altronix Isolated CCTV Power Supplies provide 24VAC distributed via eight (8) or sixteen (16) fuse or PTC protected isolated outputs for powering CCTV cameras, heaters, and other video accessories.

Isolated Power Supply Reference Chart:

Altronix Model Number	Output Voltage	Total Output Current (Power)	Number of Outputs	PTC Protected Outputs	Fuse Protected Outputs	Output Current (max per output)	115VAC 50/60Hz Input Current	
ALTV248HI	24VAC	14A	8	-	✓	1.75A	2.7A	
ALTV248CBHI				✓	-			
ALTV248MI		12.5A		-	✓	1.6A		
ALTV248CBMI				✓	-			
ALTV2416I		28A	16	-	✓	1.75A		5.4A
ALTV2416CBI				✓	-			

Specifications:

Features:

- Illuminated master Power ON/OFF switch w/built in circuit breaker.
- Unit maintains camera synchronization.
- Ease of installation saves time and eliminates costly labor.
- Spare fuses included (on fuse protected models).

Enclosure Dimensions (H x W x D):

ALTV248MI, ALTV248CBMI:

8.5" x 7.5" x 3.5" (215.9mm x 190.5mm x 88.9mm)

ALTV248HI and ALTV248CBHI:

12.25" x 7.25" x 4.5" (311.15mm x 184.15mm x 114.3mm)

ALTV2416I and ALTV2416CBI:

13.5" x 13" x 3.25" (342.9mm x 330.2mm x 82.55mm)

Installation Instructions:

1. Mount unit in the desired location.
2. Set power switch to the OFF position on all models (Figs. 1-3, pgs. 3-5).
3. All units are factory set for 24VAC operation.
4. Connect AC power to the black and white flying leads of the transformer(s) (Figs. 1-3, pgs. 3-5).
Use 18 AWG or larger for all power connections.
5. Measure output voltage before connecting devices. This helps avoiding potential damage.
Terminals marked [1A - 8A] and [1B - 8B] are of the same polarity (phase).
6. Connect CCTV cameras to the output terminals using the following procedure:

Camera 1 to output 1A and 1B.	Camera 5 to output 5A and 5B.
Camera 2 to output 2A and 2B.	Camera 6 to output 6A and 6B.
Camera 3 to output 3A and 3B.	Camera 7 to output 7A and 7B.
Camera 4 to output 4A and 4B.	Camera 8 to output 8A and 8B.
7. Set power switch on all models to the "RESET" (ON) position (Figs. 1-3, pgs. 3-5).
8. Upon completion of wiring secure enclosure door with screws (supplied).

CAUTION: Equipment to be installed/serviced by authorized/trained personnel only.

Shut branch circuit power before installing/servicing equipment.

WARNING: To reduce the risk of fire or electric shock, do not expose the unit to rain or moisture. This installation should be made by qualified service personnel and should conform to the National Electrical Code and all local codes.

Terminal Identification:

PD8I - Power Distribution Module

1A - 8A	Phase 1
1B - 8B	Phase 2

Fig. 1 ALTV248HI • ALTV248CBHI

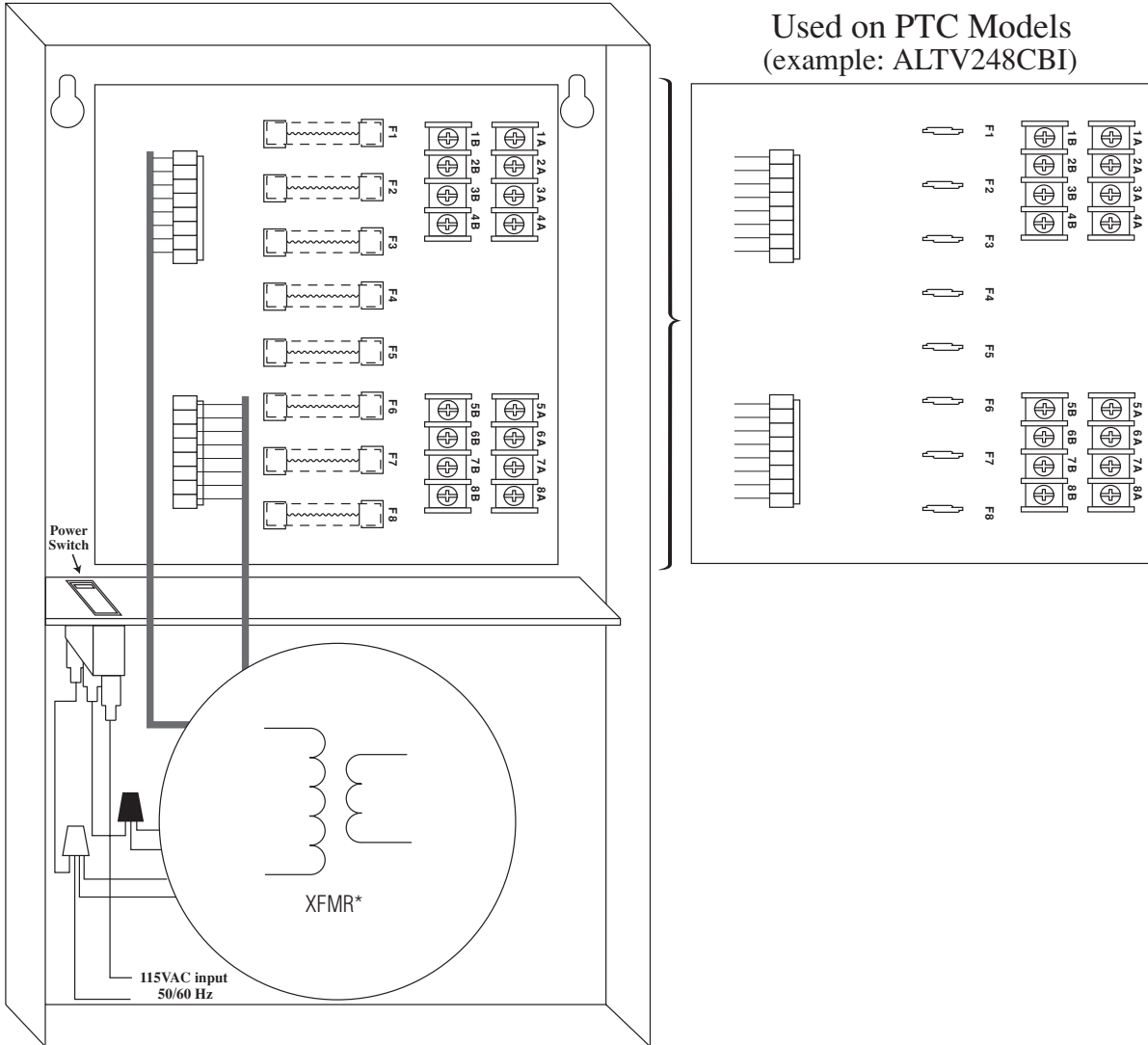


Fig. 2 ALTV248MI • ALTV248CBMI

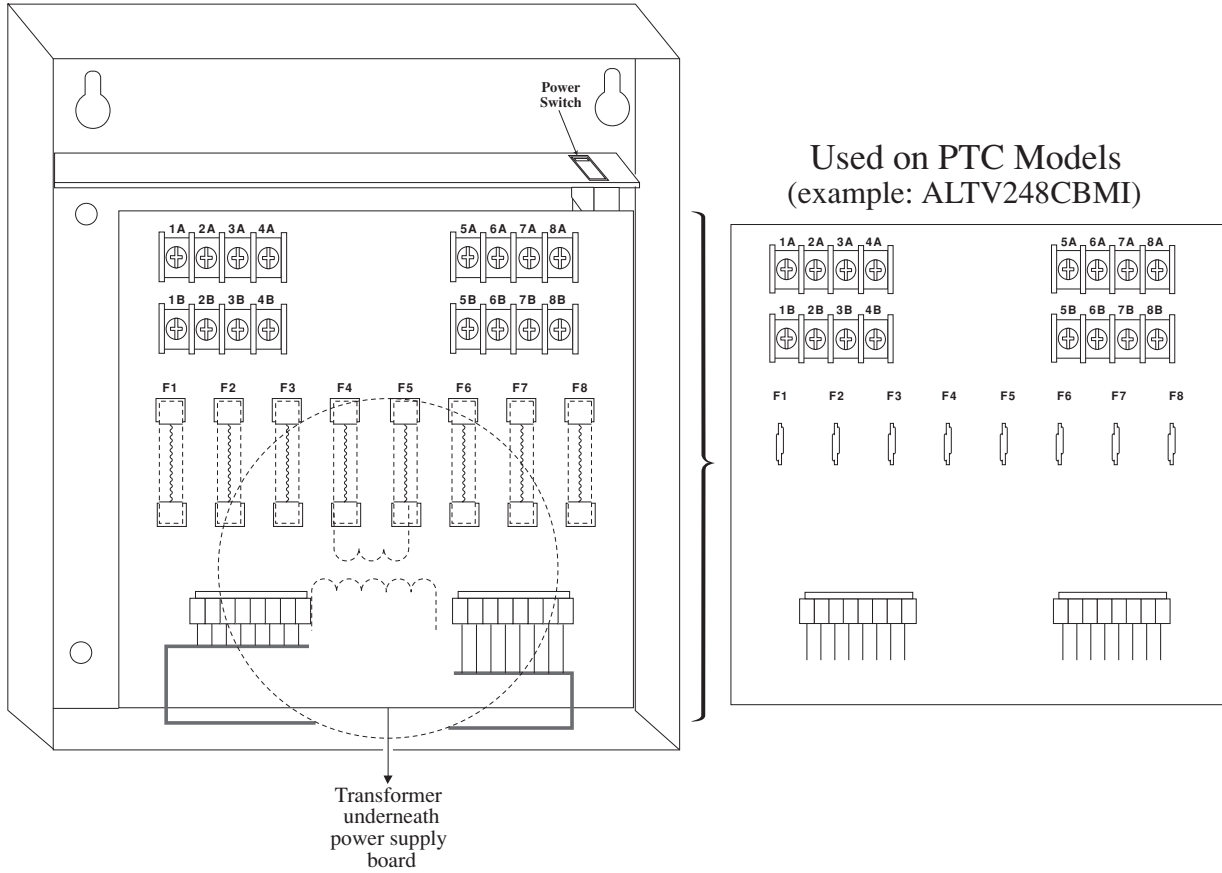
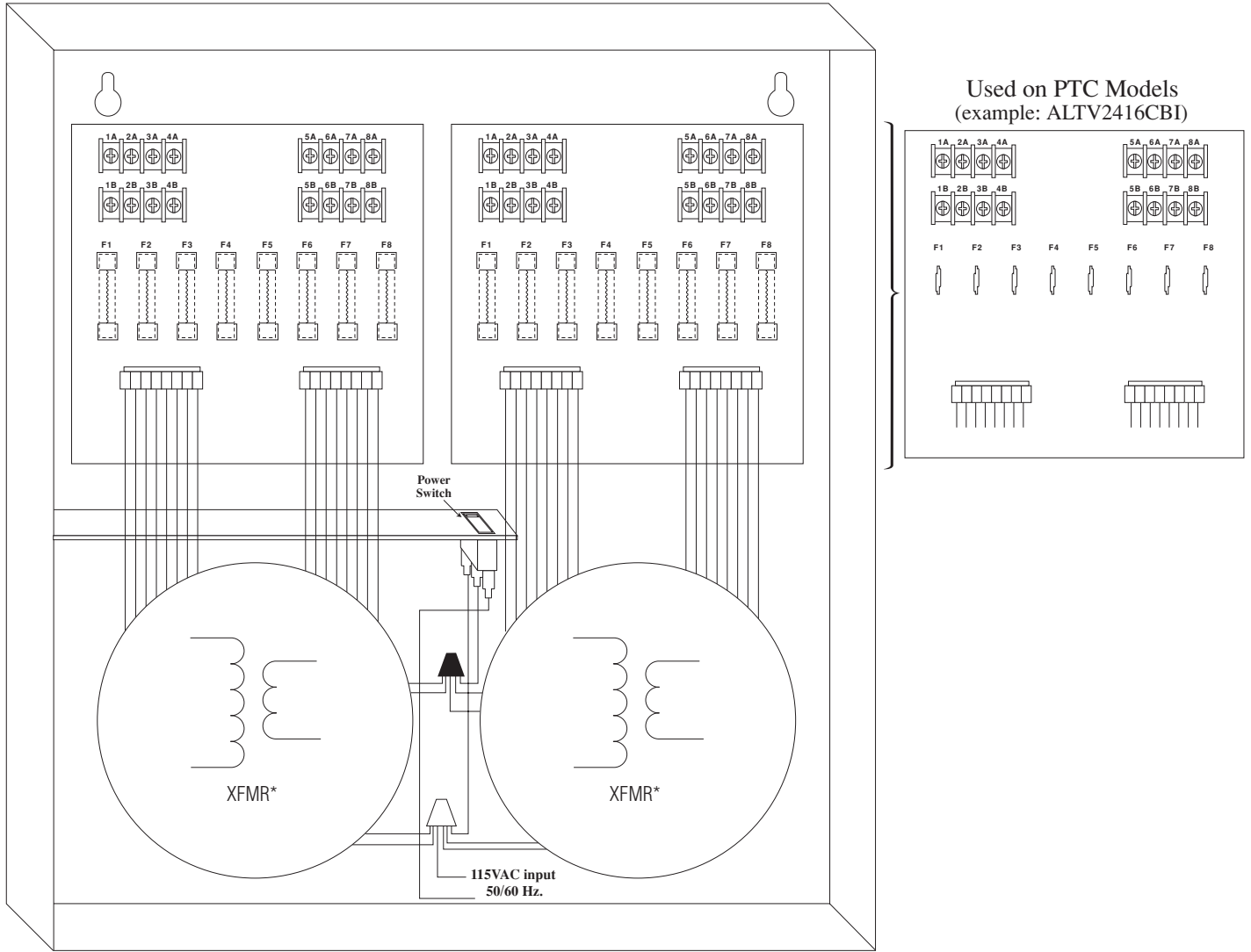


Fig. 3 ALTV2416I • ALTV2416CBI

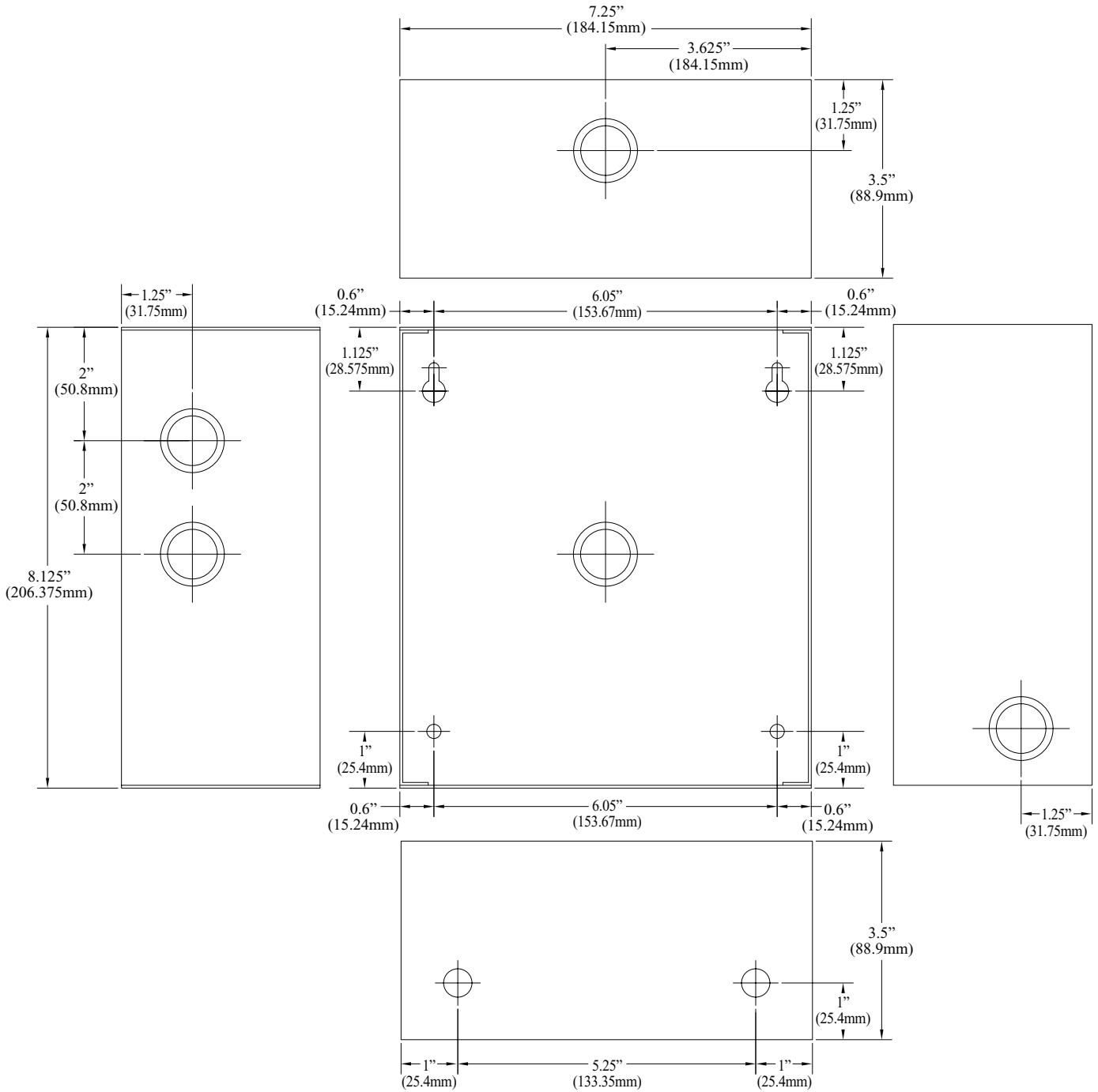


Enclosure Dimensions (H x W x D approximate) for:

• **ALTV248MI**

• **ALTV248CBMI**

8.5" x 7.5" x 3.5" (215.9mm x 190.5mm x 88.9mm)

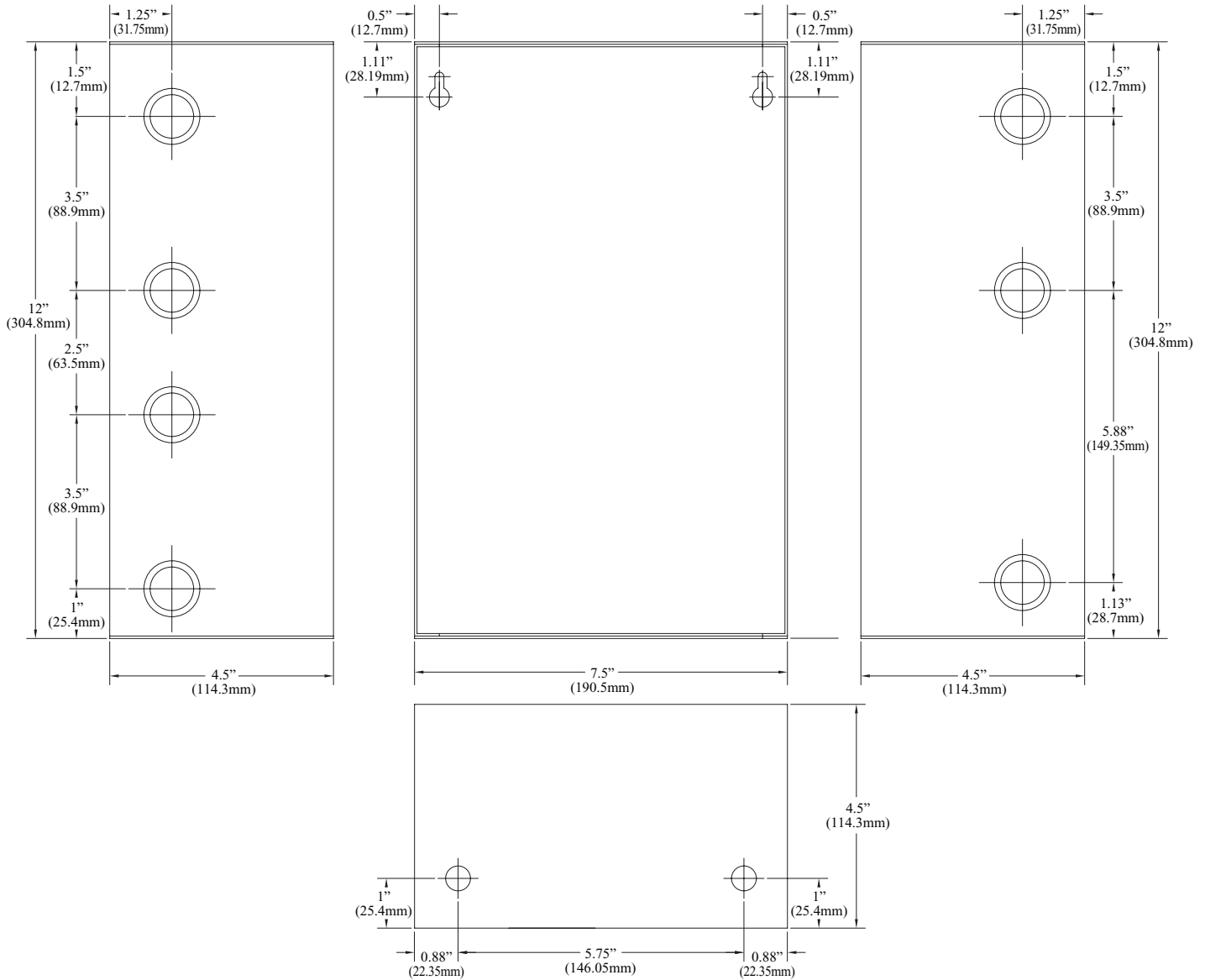



Enclosure Dimensions (H x W x D approximate) for:

• **ALTV248HI**

• **ALTV248CBHI**

12.25" x 7.25" x 4.5" (311.15mm x 184.15mm x 114.3mm)

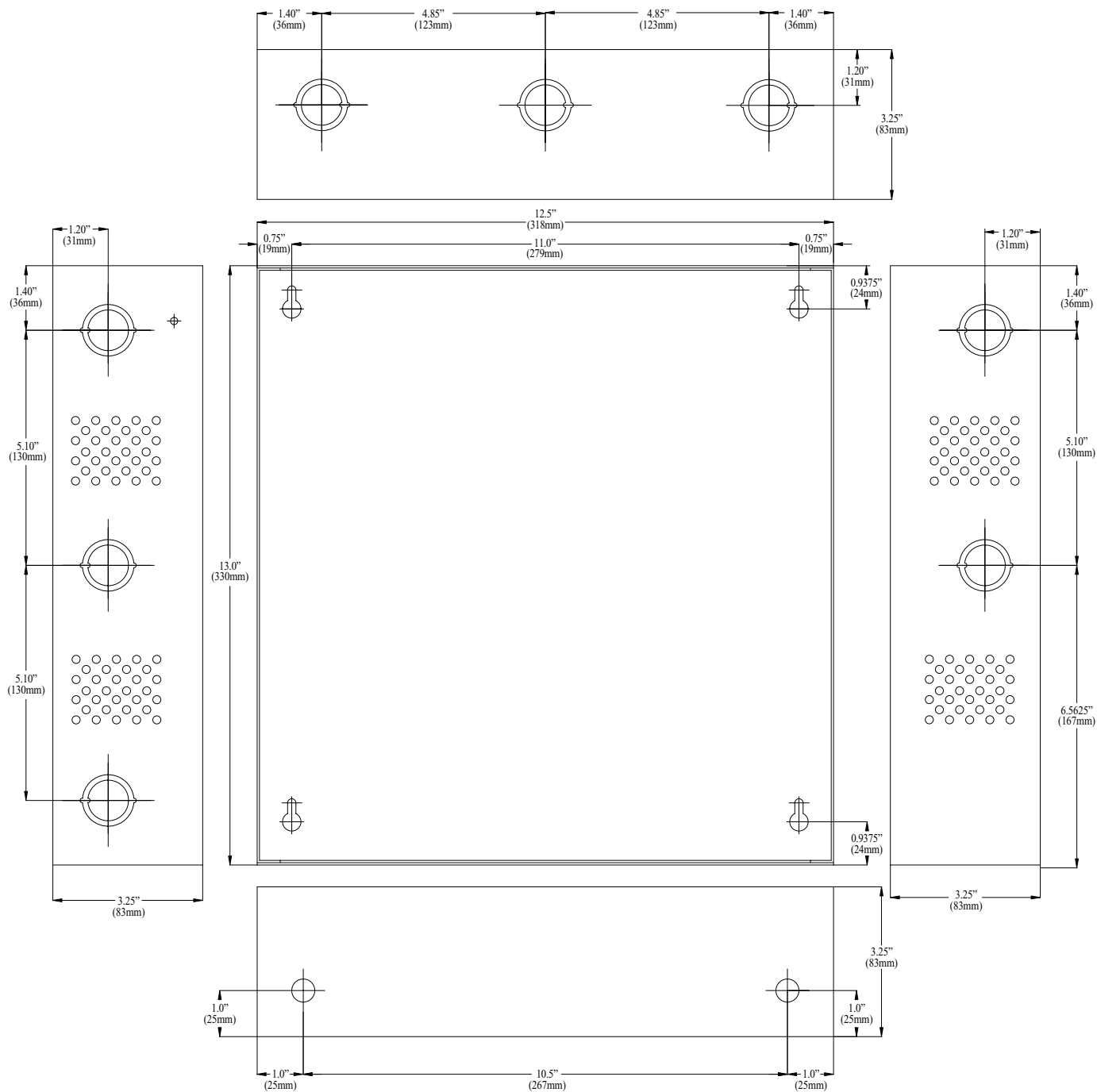


Enclosure Dimensions (H x W x D approximate) for:

• **ALTV2416I**

• **ALTV2416CBI**

13.5" x 13" x 3.25" (342.9mm x 330.2mm x 82.55mm)



Altronix is not responsible for any typographical errors.

140 58th Street, Brooklyn, New York 11220 USA, 718-567-8181, fax: 718-567-9056
 web site: www.altronix.com, e-mail: info@altronix.com. Lifetime Warranty, Made in U.S.A.
 II Isolated Series

B05P